




## Application Portal Instructions


# Post-Baccalaureate/Pre-Med

## Your Application Portal Account

To start your application or access an existing application, you must sign up or log in to your Undergraduate Application Portal account.



If this is your first time applying to Illinois Tech, please sign up for a new account. If you have applied to an Illinois Tech program in the past, you can log in using your existing account.



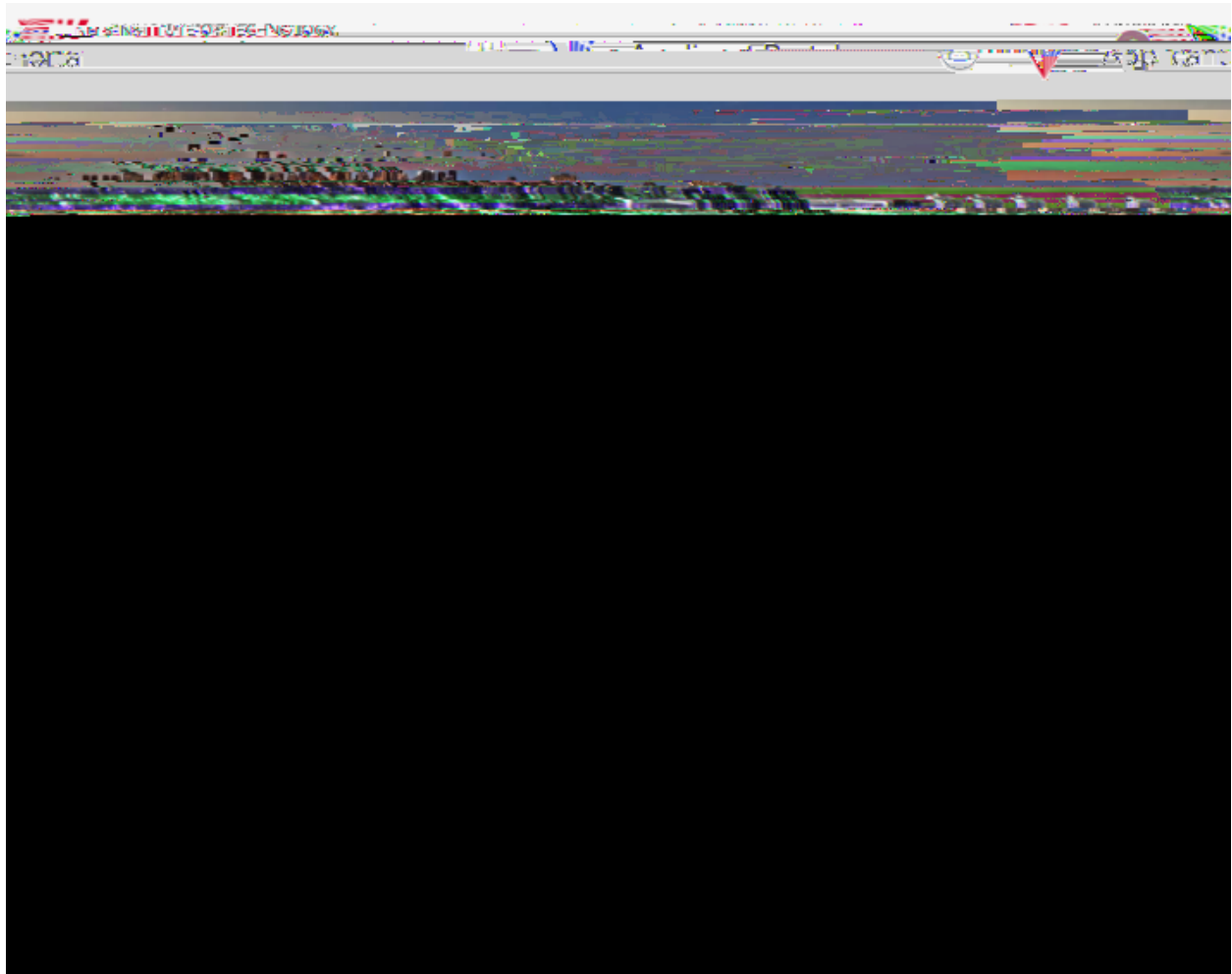
**Note: If you have already started your application, once you log into your account, you can resume your application progress by selecting 'Finish Application'**

**If you have not started an application, follow the steps below to start your application.**



## Starting Your Application

1. Once you've logged in, click **"Start a new application."**





### 3. Select the appropriate application details.

**Level:** Undergraduate

**Citizenship status:** Pick your citizenship status.

**Student type:** If you're applying to our Post-Baccalaureate/Pre-Med program, you should select "**Post-Baccalaureate Pre-Med**" as your student type.

**Term:** Pick the appropriate term you would like to apply to.

**Note:** Applications for the following spring, fall, and summer term open in **August** of each year.

Office of Undergradu

## Navigating Your Application



## Submit Your Application

It will take you to a new page, where you will be able to review your application and print it out. If the progress bar indicates that you are 99% complete, then you are ready to submit your application. Click on "Submit Your Application" to go to the next page.

